

HOW TO STOP THE BLEED



Humanitarian
Leadership
Academy



Save the Children

Where there is heavy bleeding

1

Move away from danger

2

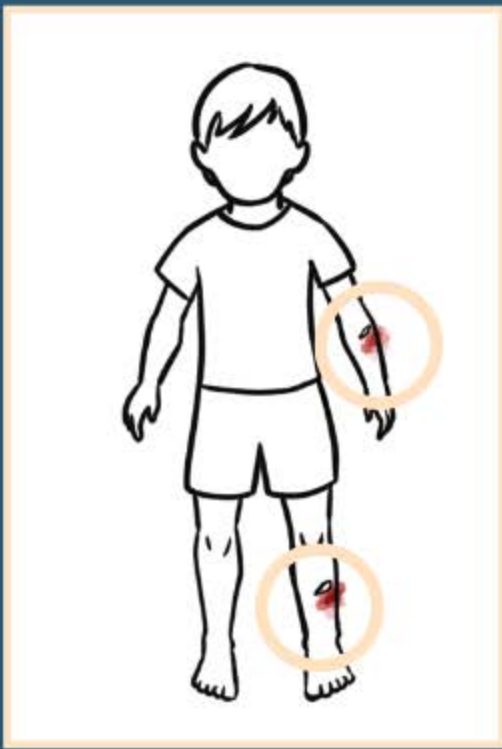
Call for help

3

Stop the bleed

How can I stop the bleed?

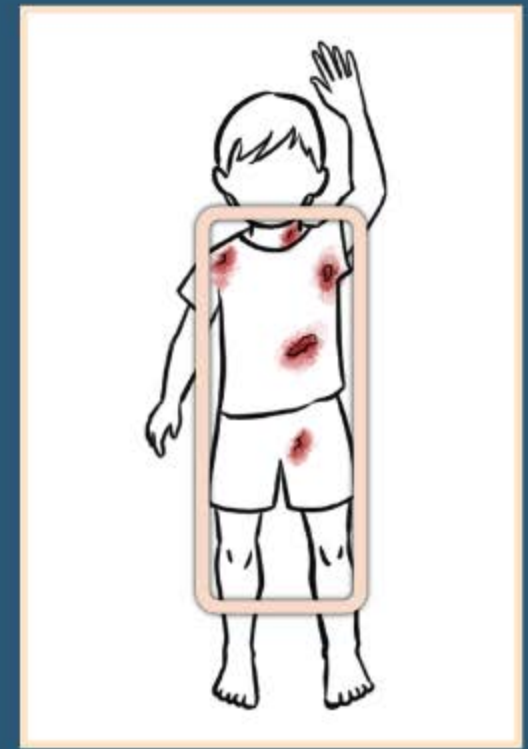
First, locate the source of the bleed



Limb bleeding



Limb amputation



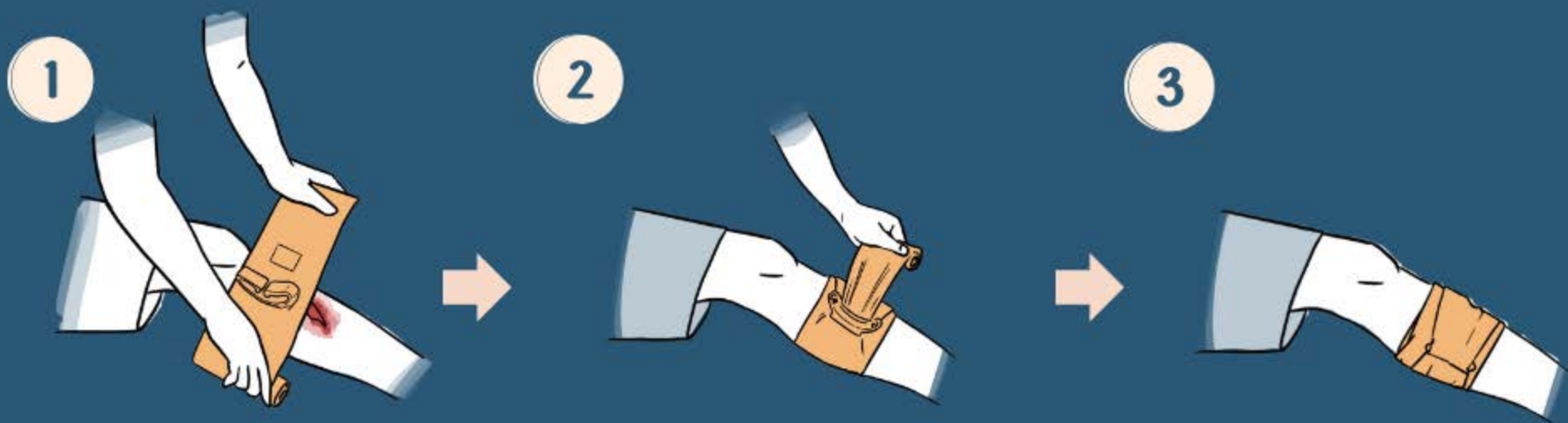
Bleeding from the body

If there is limb bleeding

Use emergency care dressing



Apply emergency care dressing



If heavy bleeding continues

Apply second emergency care dressing



Bleed not stopping?
Apply tourniquet




If there is a limb amputation

Use a tourniquet



1 Apply the tourniquet



2 Tighten the strap



3 Twist rod until bleeding stops.
Secure rod in the clip



4 Note the time of application



If there is bleeding from the body

Use Chitosan haemostatic gauze, and regular gauze



- 1 Pack inside of wound with Chitosan. Apply regular gauze on top



- 2 Use hands to apply firm pressure



- 3 Maintain pressure until medical help arrives



STOP THE BLEED CARD



Scan the QR code with your smartphone to
download the Stop the Bleed card
